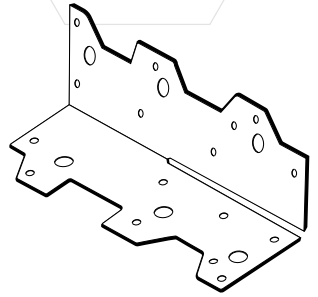


## Multigrips Installation Guide

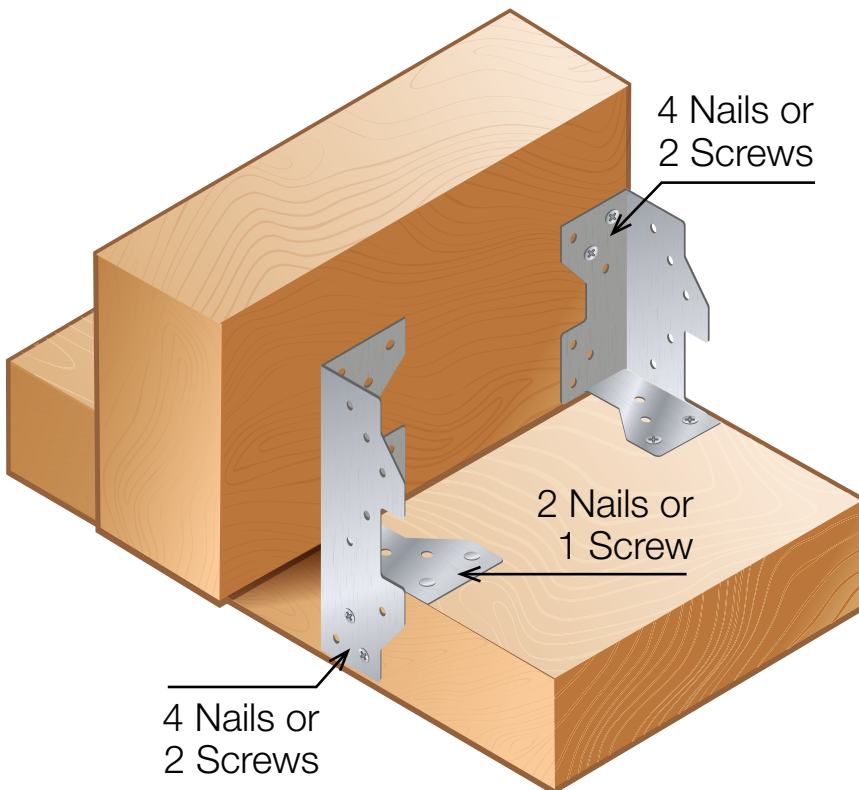
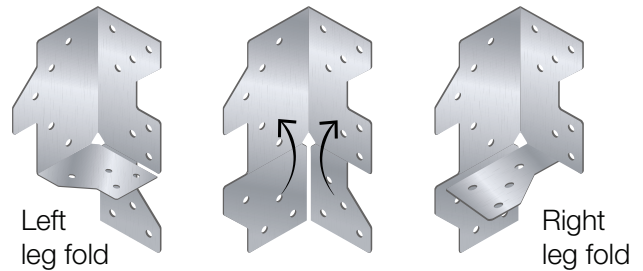
### Multi purpose metal connectors for timber construction

- ✓ Milsons Multigrips can be used as tie downs for trusses or rafters to top plates, as well as for fixing joists to the face of bearers.
- ✓ These Multigrips can also be used in numerous right-angle connection applications.
- ✓ Available in SS304 Stainless Steel and Galv (Z275 G300 Steel), Milsons Multigrips are suitable for a variety of environments.



### Multigrips Installation Layout


#### Truss tie down connection to support



- 1** Identify the leg of the Multigrip that needs to be bent and shape it to a 90-degree angle.
- 2** Ensure the bends are tidy and securely pressed against the timber before securing them in place.
- 3** Fasten the Multigrips using either Milsons 3.15 x 30 mm Nails or HWF 12G x 35 mm Screws.




3.15 x 30 mm  
Nails




HWF 12G x 35 mm  
Screws

# Multigrips Installation Layout

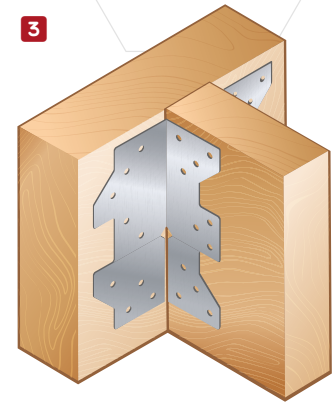
## Beam to Beam or Truss to Truss Connection



Align the supported beam with the supporting beam, ensuring both are vertically straight and all edges match up.



Place a pair of Multigrips at right angles on each side of the supported beam. Secure each Multigrip to its respective timber member using either Milsons 3.15 x 30 mm Nails or HWF 12G x 35 mm Screws.



Repeat the same fastening process on the opposite side.

Note: When following this layout, Multigrips must always be installed in pairs.

## Durability

The following table provides an easy guide for selecting Milsons product with corrosion resistant finishes that will meet and exceed NZS 3604:2011 Table 4.1. **Milsons Multigrips are available in SS304 Stainless Steel and Galv (Z275 G300 Steel).**

Zone	Fixing Fastening	Environment		Product
All Zones	Nail Plates	Fully enclosed walls, floors and roof spaces	Closed	Zinc Coated Z275
	C-Nails and Bolts			Hot-Dipped Galvanised Steel
	All other structural fixings	Closed		Carbon Steel-Zinc Coated
Zones B and C	All subfloor fastenings more than 600 mm above the ground	Vented 7000 mm <sup>2</sup> /m <sup>2</sup> or LESS	Sheltered	Hot-Dipped Galvanised Steel
		Vented MORE than 7000 mm <sup>2</sup> /m <sup>2</sup>	Exposed	304 Stainless Steel
	All subfloor fastenings within 600 mm of the ground	Sheltered and Exposed		304 Stainless Steel
	All other structural fixings	Sheltered		Hot-Dipped Galvanised Steel
Exposed		304 Stainless Steel		
Zone D	All structural fixings	Sheltered and Exposed		304 Stainless Steel

# milsons®

Delivering New Zealand's Leading Fastening Experience

📍 20 Kaimanawa St., PO Box 672  
Palmerston North, 4414

☎ Call us on  
0800 507 444

✉ Email us  
info@milsons.co.nz

🌐 Visit our website  
milsons.co.nz

The data provided in this document is for general guidance only and should not be solely relied upon when working to stringent specifications. We recommend consulting with qualified experts regarding any technical queries.

Milsons® (2012) Limited NZBN: 9429030668829. Copyright © 2023. Version No.: 260328

The contents of this document remains the property of Milsons and may not be reproduced without prior written permission.